


Slides for School Model



Test No. 1, SF-1 — Binocularity Both Eyes

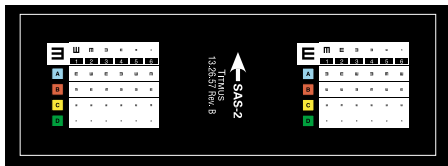
To determine whether both eyes
are being used together.



Test No. 5, SA-BRL-4 — Visual Acuity

Results calibrated at 20/20, 20/30, 20/40, 20/50,
20/70, 20/100, and 20/200.


Tests can be administered binocularly or
with either eye occluded.



Test No. 2, SAS-2 — Acuity Right and Left Eye

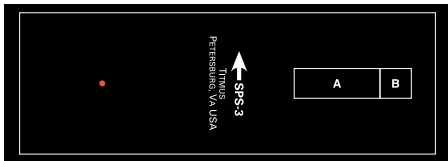
Conventional Tumbling “E” symbol.

Child states which way the “E” points in each square.
Acuity levels of 20/20, 20/30, 20/40 and 20/50.



Test No. 6, SLP-1 — Lateral Phoria

Measures Esophoria or Exophoria in
1 prism diopter steps.



Test No. 3, SPS-3 — Heterophorias

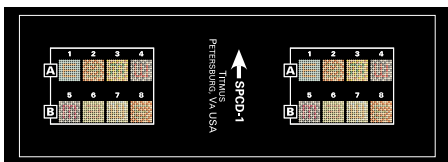
Muscle imbalance — vertical and lateral — is tested
at predetermined pass/fail levels.

This test is administered first at far, then at near.




Test No. 7, SVP-1 — Vertical Phoria

Measures right or left Hyperphorias in one-half
prism diopter steps.



Test No. 4, SPCD-1 — Color Perception

Titmus Pseudo-Isochromatic plates reliably detect
gross color anomalies, but does not classify the type
of deficiency.



Test No. 8, SA-BRL-2A — Visual Acuity

Results calibrated at 20/20, 20/30, 20/40, 20/50,
20/70 and 20/100.

Tests can be administered binocularly or
with either eye occluded.

Improvements have been made to test slides to enhance viewing performance. Patent Pending.



COLL
Health And Safety Inc.
15-145 Traders Blvd. East
Mississauga, ON L4Z 3L3
Ph: (905) 625-3994
Toll Free: (800) 267-9317
Fax: (905) 625-6684
www.collhealth.com

