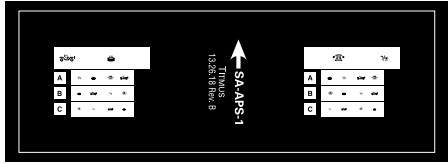



# Slides for Professional Model



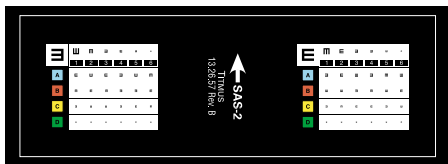
**Test No. 1, SA-APS-1  
Allen Picture Test**

Line 1 — Binocularity — Tests performance of both eyes together. Lines 2, 3, 4 — Acuity — Right and Left Eye Calibrated at 20/30, 20/40 and 20/50.



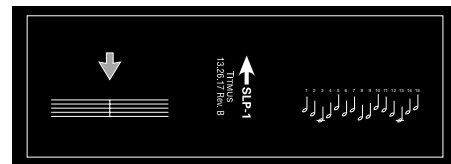
**Test No. 5, SA-BRL-4 — Visual Acuity**

Results calibrated at 20/20, 20/30, 20/40, 20/50, 20/70, 20/100, and 20/200.  
Tests can be administered binocularly or with either eye occluded.



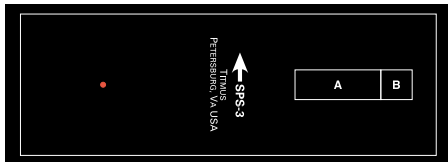
**Test No. 2, SAS-2 — Acuity  
Right and Left Eye**

Conventional Tumbling “E” symbol.  
Child states which way the “E” points in each square.  
Acuity levels of 20/20, 20/30, 20/40 and 20/50.



**Test No. 6, SLP-1 — Lateral Phoria**

Measures Esophoria or Exophoria in 1 prism diopter steps.




**Test No. 3, SPS-3 — Heterophorias**

Muscle imbalance — vertical and lateral — is tested at predetermined pass/fail levels.  
This test is administered first at far, then at near.




**Test No. 7, SVP-1 — Vertical Phoria**

Measures right or left Hyperphorias in one-half prism diopter steps.



**Test No. 4, SCD-1 — Color Perception**

Consists of six accurately and authentically reproduced Ishihara Pseudo-Isochromatic plates.  
Detects color deficiency but does not classify.



**Test No. 8, SA-BRL-2A — Visual Acuity**

Results calibrated at 20/20, 20/30, 20/40, 20/50, 20/70, and 20/100.  
Tests can be administered binocularly or with either eye occluded.

Improvements have been made to test slides to enhance viewing performance. Patent Pending.



**COLL**  
Health And Safety Inc.  
15-145 Traders Blvd. East  
Mississauga, ON L4Z 3L3  
Ph: (905) 625-3994  
Toll Free: (800) 267-9317  
Fax: (905) 625-6684  
www.collhealth.com



Toll Free 800-446-1802