

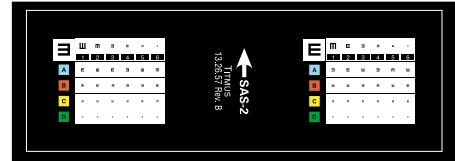
# Slides for Pediatric Model

## Preschool Children

The "E" points to a Bird, a Rabbit, a Girl or a Boy.




**Test No. 1, SMPS-B2 — Binocularity**  
Tests performance of both eyes together.



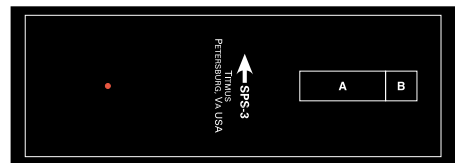
**Test No. 5, SAS-2 — Acuity Right and Left Eye**

Conventional Tumbling "E" symbol. Child states which way the "E" points in each square. Acuity levels of 20/20, 20/30, 20/40 and 20/50.




**Test No. 2, SMPS-30-1 — Acuity Right and Left Eye**

The "E" points in a different direction for each eye.



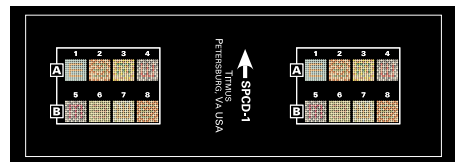
**Test No. 6, SPS-3 — Heterophorias**

Muscle imbalance — vertical and lateral — is tested at predetermined pass/fail levels. This test is administered first at far, then at near.




**Test No. 3, SMPS-30-2 — Acuity Right and Left Eye**

The "E" points in a different direction for each eye.



**Test No. 7, SPCD-1 — Color Perception**

Titmus Pseudo-Isochromatic Plates reliably detect gross color anomalies, but does not classify the type of deficiency.



**Test No. 4, SMPS-30-3 — Acuity Right and Left Eye**

The "E" points in a different direction for each eye.



**Test No. 8, SA-BRL-4 — Visual Acuity**

Results calibrated at 20/20, 20/30, 20/40, 20/50, 20/70, 20/100 and 20/200. Tests can be administered binocularly or with either eye occluded.

Improvements have been made to test slides to enhance viewing performance. Patent Pending.



**COLL**  
Health And Safety Inc.  
15-145 Traders Blvd. East  
Mississauga, ON L4Z 3L3  
Ph: (905) 625-3994  
Toll Free: (800) 267-9317  
Fax: (905) 625-6684  
www.collhealth.com



Toll Free 800-446-1802